



Packaging Flowers and Plants

To help ensure that your fresh flowers and live plants arrive in top condition, follow these instructions for packaging and shipping via FedEx Express® services.



Packaging Requirements

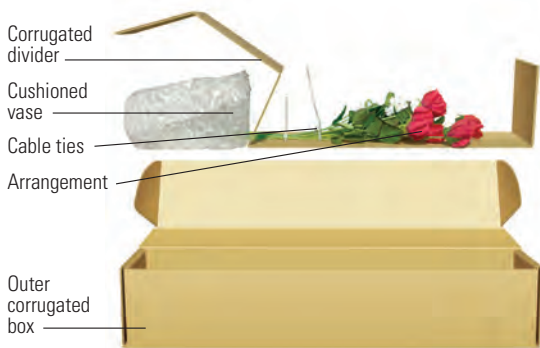
Observe the following general requirements when packaging your shipments:

- Secure contents inside the shipping container, because directional arrows cannot always be honored, and plants and flowers may be shipped in different orientations.
- Protect flowers and plants from temperature extremes that may occur during shipment or after delivery at the recipient's location; for climate protection, see the perishables section of the *How to Pack* guidelines at [fedex.com/us/services/packageshipment/preparing/](https://www.fedex.com/us/services/packageshipment/preparing/).
- To prevent leaks and spills, ship vases or containers without water and cover soil in pots and plant containers.
- Place your shipping label on the top of the box to increase the chance of shipment in the preferred orientation.
- Make sure your shipments comply with any applicable local, state and federal laws governing shipment of flowers and plants.

Preparing Flowers and Plants for Shipment

From floral arrangements to bulk flowers, seedlings to mature plants, packaging requirements vary based on the contents of your shipment. The instructions and illustrations are provided here to help you develop effective packaging for your shipments.

Floral Arrangements



Secure floral arrangements inside a box using cable ties or bands secured to the box or to an inside insert to prevent shifting of the arrangement during shipment. If you are shipping a vase with the arrangement, also secure the vase inside the box. We recommend a corrugated divider

to separate the vase from the flowers. If the vase is fragile, use additional packaging materials to cushion the vase and protect it from damage during shipment. Ship vases or containers without water; shipping with water is prohibited because it may leak during shipment and cause product damage or safety issues.

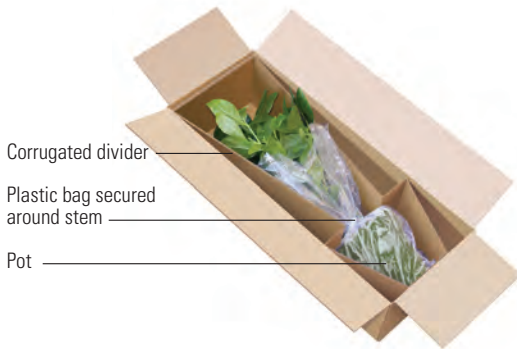
Plant Seedlings and Plugs



Plant seedlings and plugs are fragile and difficult to secure in the shipping carton, so they require special attention. We recommend a corrugated tray with a top pad designed to push lightly against seedlings or plugs to secure them in their plastic tray during shipment. This packaging method works best with leafy seedlings and plugs, not tall and spindly plant material. You can also use plastic mesh over the plant plugs to provide added security. The moisture content of the soil is also an important consideration during shipment. If the soil is too dry, plugs are more likely to spill out of the plastic tray. If the soil is too wet, the corrugated tray may weaken from the moisture. Since you cannot secure plant plugs individually inside the plastic tray, you can expect some plugs to be dislodged during transit and some soil to sift out of the plastic tray, so plan accordingly when preparing your shipment.

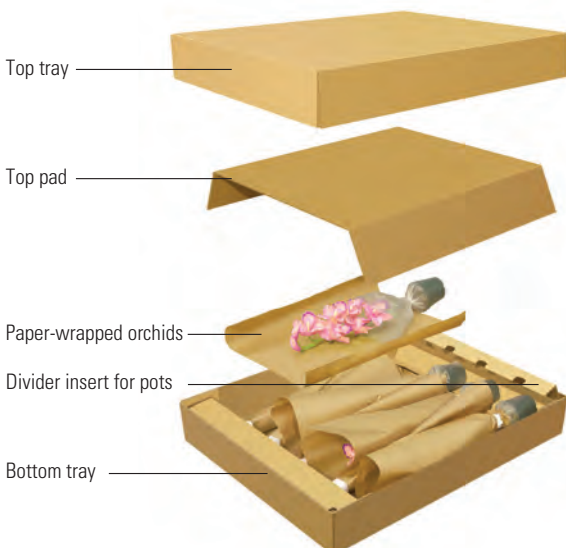
Plants

When shipping plants, secure them to prevent movement inside the shipping carton. If the plant shifts inside the carton, it can cause breakage of plant stems and leaves, so we recommend using a corrugated divider that locks the pot inside the box. The soil inside the box must also be contained. Place the pot in a plastic bag and secure the top opening of the bag around the stem of the plant. If the plant does not have a single main stem, you can place paper between the leaves and over the soil and secure it to the pot.

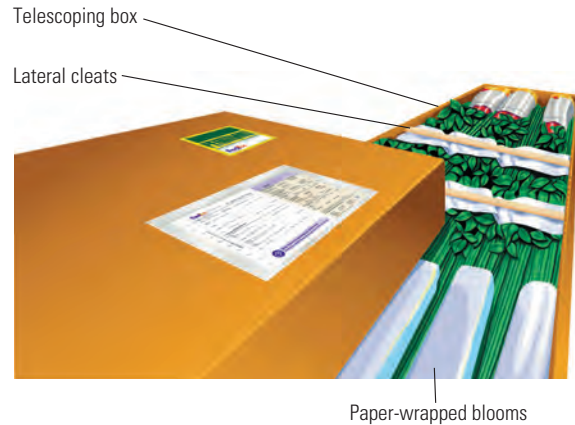


Orchids

Orchids require special packing because they are inherently fragile. When shipping multiple orchids, secure the pots in the shipping carton with enough space to keep plants separated during shipment. Contact between the plants' blooms and leaves can lead to damage. You can also wrap the blooms and leaves in paper to provide extra cushioning when shipping. Cold temperatures can be harmful to tropical flowers like orchids, so when shipping to cold climates make sure your packaging is designed to protect the flowers from temperature variations during shipment.



Bulk Flower Shipments



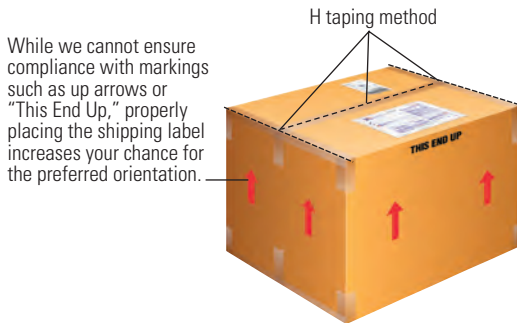
Place bulk flowers in telescoping boxes that accommodate the size of your plant material. Ideally, the boxes should measure less than 38" in length, 24" in height and 26" in width. Use lateral cleats or bands to prevent shifting of the flowers inside the box. Choose corrugated shipping cartons constructed with moisture-resistant adhesive, because when the box is precooled, temperature and humidity can weaken it. We recommend that you use tape to secure the box. Straps can be used, but they tend to loosen during shipment and may compromise the closure of the box. Do not use string or twine to secure the box.

Express Service Recommendations

- Like other perishables, we recommend that flowers and plants be shipped via FedEx First Overnight[®], FedEx Priority Overnight[®], FedEx Standard Overnight[®] or FedEx 1Day[®] Freight.
- The maximum acceptable gross weight per package for most FedEx Express overnight services is 150 lbs., including packaging and refrigerant.
- For overnight shipment of packages with a gross weight of 151 to 2,200 lbs. each, use FedEx 1Day Freight.
- We recommend that you package flowers and plants for a minimum transit time of 30 hours.
- FedEx does not recommend shipping perishables like flowers and plants via FedEx 2Day[®], FedEx 2Day[®] Freight or FedEx Express Saver[®], but if you choose to, you should package shipments for at least 12 hours more than the delivery commitment time.
- Avoid shipment of perishable items on days that will require transit on a weekend or over a holiday period.

Sealing and Labeling Instructions

- Apply at least three strips of pressure-sensitive adhesive plastic tape that is at least 2" wide to both the top and bottom of the carton.
- Tape all seams or flaps using the H taping method.
- Place the shipping label on the top of the largest surface.



FedEx Package Testing and Design Services

We offer package testing, evaluation and design services that can help you predict packaging performance. Packaging must be tested for acceptance by FedEx Packaging Services prior to shipping. Submit a sample of your flower or plant packaging for testing and evaluation.

Testing Request Guidelines

Follow these steps for submitting your packaging for testing. An active FedEx account number is required. You and your FedEx account executive should expect testing results via email in approximately five to seven business days from FedEx Packaging Services' receipt of your packaging.

1. Obtain a FedEx Packaging Test Application at fedex.com/us/services/package/shipment/packageservices/ or by contacting FedEx Packaging Services at packagingservices@fedex.com or 1.800.633.7019.
2. Complete and sign your application, referencing the name of your FedEx account executive on the form.

3. Prepare a sample test package including all the packaging components and contents in the exact configuration you intend to send to your customer.
4. Place your completed application, your sample test package labeled "Test This Package" and any necessary cushioning material in a sturdy outer container marked "Overpacked/Test Pkg. Inside."
5. Send your shipment to the address indicated on the FedEx Packaging Test Application.

Contacts and Resources

- See the perishables section of the *How to Pack* guidelines at fedex.com/packaging.
- FedEx Packaging Services lab, packagingservices@fedex.com or 1.800.633.7019.
- FedEx field packaging engineers, pkgfield@corp.ds.fedex.com, or contact your FedEx account executive for a referral.

NOTICE: This packaging brochure is provided to FedEx customers to help reduce loss or damage due to improper packaging. It is NOT intended to be a comprehensive guide for packaging items we accept for transit. We make no warranties, expressed or implied, regarding this information. Proper packaging is the sole responsibility of the shipper. For more information and additional guidelines, go to the packaging tips page on fedex.com/packaging, email packagingservices@fedex.com or contact FedEx Packaging Services at 1.800.633.7019. Refer to the current FedEx Service Guide for terms, conditions and limitations applicable to FedEx® delivery services.
© 2010 FedEx. All rights reserved.