



Spot on USA

Explore opportunities with us

March 2022

This document reflects our 2022 services. Terms and conditions apply – for the latest information and full details of our services, please visit [fedex.com](https://www.fedex.com).





USA at a Glance

Facts and figures

The United States of America is the world's third most populous country and third largest by land area. As of 2020, 588 of the world's 2000 largest companies are based in the U.S.

Area	9.83 million sq. km. Nearly as large as the entire European continent
Population	332.4 million Less than half the population of Europe
Languages	English, Spanish
Time zones	Eastern (CET -6) Central (CET -7) Mountain (CET -8) Pacific (CET -9) Alaska (CET -10) Hawaii-Aleutian (CET -11)
Currency	US dollar USD or \$

Economic snapshot

The US economy is the world's largest in terms of nominal GDP¹, primarily driven by the service sector, such as finance, real estate, insurance, and healthcare.

Macro economic performance



Despite a slowdown due to supply chain disruptions, GDP is still likely to rise to a 37-year high on continued economic demand from healthy balance sheets.⁹

The deceleration in real GDP was led by a slowdown in consumer spending. A resurgence of COVID-19 cases resulted in new restrictions and delays in the reopening of establishments in some parts of the country. In Q3 2021, government assistance payments in the form of forgivable loans to businesses, grants to state and local governments, and social benefits to households all decreased.²

Outlook and trends



The U.S. economy is at the forefront of technology in many industries, but it faces rising threats in the form of economic inequality, rising healthcare and social safety net costs, and deteriorating infrastructure. ¹

Inflation and unemployment



According to the Bureau of Labor Statistics, the US inflation rate of 7.5% (in Jan 2022) is the highest since February 1982. Price increases were seen across many sectors including gas, food, and housing.³

Unemployed workers are getting jobs at a fast pace. However, the decline in labor force participation, particularly prime-age workers, is an issue for productivity and growth. Unemployment rate is close to pre-pandemic levels.⁹

Sources accessed on March 10, 2022:

1: Investopedia and World Bank (Full Year 2020)

3: Trading Economics (Nov 2021)

5: Bureau of Economic Analysis (Q3 2021)

7: Trading Economics (Jan 2022)

9: S&P Global Ratings

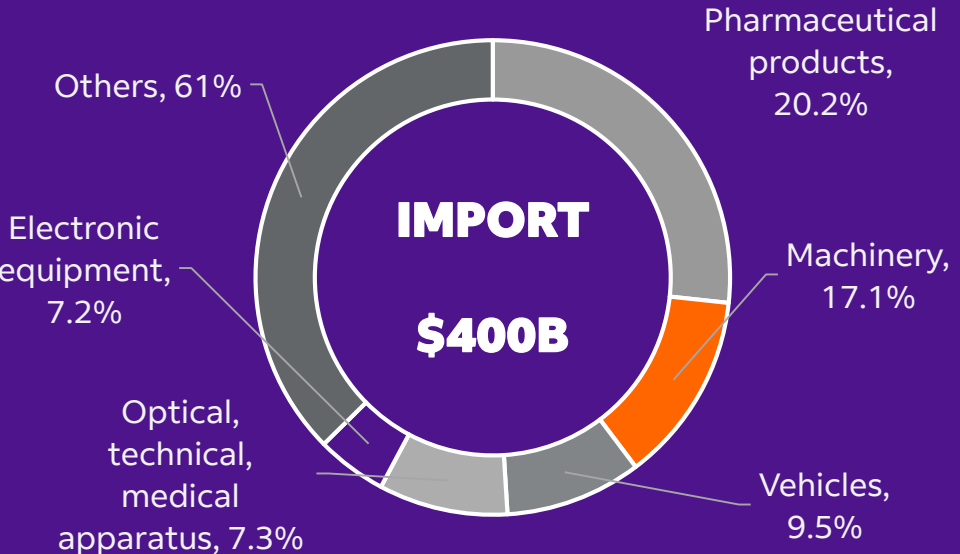
2: Bureau of Economic Analysis (Q4 2021)

4: Bureau of Economic Analysis (Dec 2021)

6: CEIC (Jan 2022)

8: Bureau of Labor Statistics (Feb 2022)

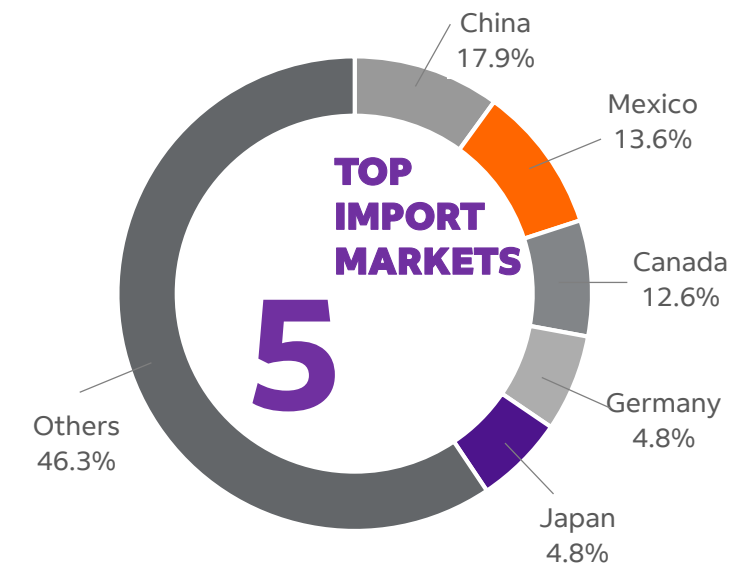
US Import Industries



By category	In billions (USD)
Pharmaceutical products	80.87
Machinery, nuclear reactors, boilers	68.14
Vehicles other than railway, tramway	38.16
Optical, photo, technical, medical apparatus	29.17
Electrical, electronic equipment	29.01
Others	155.06
Total – European Union	400.41

Source accessed on March 10, 2022: European Union to the US in 2020, Figures from [Trading Economics](#)

US Import Markets

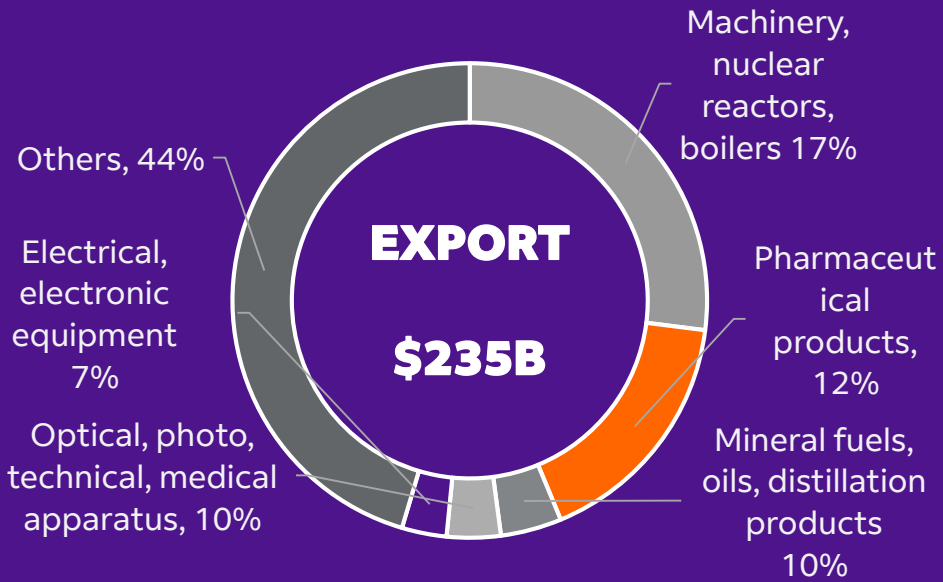


Imports by market	in billions (USD)
China	506.4
Mexico	384.7
Canada	357.2
Germany	135.2
Japan	135.1
Vietnam	101.9
South Korea	95.0
Taiwan, China	77.1
Ireland	73.7
India	73.3

Imports by market	in billions (USD)
Switzerland	63.0
Italy	61.0
United Kingdom	56.4
Malaysia	56.2
France	50.3
Sub-Total – Top 15	2,226.4
Total – All Countries	2,832.9

Source accessed on March 10, 2022: 2021 US Import figures from [US Census Bureau](#), December 2021

US Export Industries



By category	In billions (USD)
Machinery, nuclear reactors, boilers	40.88
Pharmaceutical products	27.52
Mineral fuels, oils, distillation products	23.48
Optical, photo, technical, medical apparatus	23.23
Electrical, electronic equipment	16.35
Others	103.35
Total – European Union	234.81

Source accessed on March 10, 2022: US to the European Union in 2020 Figures from [Trading Economics](#)

US Export Markets



Exports by market	in billions (USD)
Canada	307.6
Mexico	276.5
China	151.1
Japan	75.0
South Korea	65.8
Germany	65.2
United Kingdom	61.5
Netherlands	53.6
Brazil	46.9
India	40.1

Exports by market	in billions (USD)
Taiwan	36.9
Singapore	35.8
Belgium	33.7
France	30.0
Hong Kong SAR, China	30.0
Sub-Total – Top 15	1,309.4
Total – All Countries	1,754.6

Source accessed on March 10, 2022: 2021 US Export figures from [US Census Bureau](#), December 2021

Logistics and Trade Lanes

Moving goods to and from the US

Five of the top 10 gateways for US trade are located in 3 urban areas: Los Angeles, New York City, and Detroit



By air

Chicago-O'Hare, New York-JFK, Los Angeles

Chicago-O'Hare has overtaken New York-JFK in terms of trade value. Its top 10 trade partners include six in Europe, three in Asia, and one in North American nation. **New York-JFK** reported a total trade of \$21.3 B in October 2021, driven by exports that grew by 32%. **Los Angeles International's** trade value is comprised of China shipments at 29%, followed by Taiwan, Japan, India, and Germany.

By sea

Los Angeles, Laredo, Newark, Detroit, Houston

Port of Los Angeles ranks first in terms of trade value, primarily driven by Asian nations. It topped \$25.39 B in two-way trade in October 2021. **Port Laredo's** trade is 97% with Mexico in 2017. Also in 2017, **Port of Newark's** top trade partners are China, Germany, Italy, India, and Japan. It ranks second among US seaports by trade value.



Trade Negotiations and Dialogues

Despite the US being the EU's largest trading partner, there is no dedicated free trade agreement between the two.



Transatlantic Trade and Investment Partnership (TTIP)

Negotiations were launched in 2013, but ended without conclusion at the end of 2016. They were formally closed in 2019 after being considered obsolete. Nevertheless, transatlantic trade continues to enjoy one of the lowest average tariffs (under 3%) in the world, governed by World Trade Organization (WTO) rules.



EU-US Trade and Technology Council (TTC)

Launched in June 2021, the TTC aims to deepen transatlantic cooperation to strengthen semiconductor supply chains, curb non-market trade practices, and adopt a more unified approach to regulating global technology firms.



US-Israel Free Trade Agreement

The U.S.-Israel Free Trade Agreement, the nation's first free trade agreement, went into force on September 1, 1985. Since the FTA went into effect, total two-way goods trade with Israel has quintupled from \$4.7 billion in 1985, to over \$27 billion in 2016.

See a full list of other existing US trade agreements [here](#).

Source: [European Commission](#)



FedEx Express connects the world with time-definite air-ground services

As the world's largest cargo airline and express transportation company, we cover every U.S. street address and serve more than 220 countries and territories. Our global network provides time-sensitive, air-ground express service through more than 650 airports worldwide.

> **650**
Airports

> **275K**
Team members

695
Aircraft*

> **85K**
Motorized vehicles

> **6.3M**
Packages moved
(Avg. daily vol.**)

> **28.5M**
Pounds of freight moved
(Avg. daily vol.**)

Numbers include TNT Networks

*Gross available aircraft includes parked

**Average daily volume information between September 1, 2021, and November 30, 2021

Strength in numbers

Our US infrastructure



>881

Ramps and
Stations



>51,000

Vehicle fleet



>700

Planes



8

Air Hub
Locations

By Air

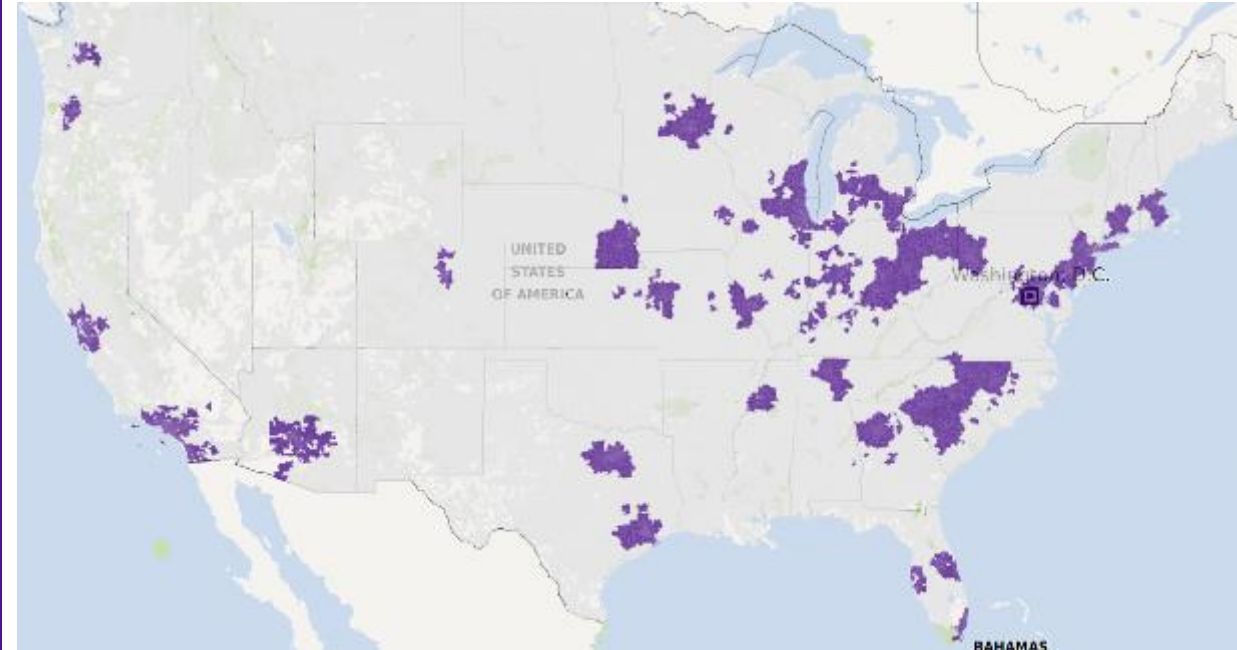
Our fast air connections

- The unmatched FedEx air network connects more than 90% of Europe GDP next day to the majority of U.S. key business centres.*
- FedEx Express has 8 air hub locations within the US: Anchorage, Oakland, Fort Worth, Memphis, Miami, Indianapolis, Greensboro, and Newark.

We live to deliver. Trust us to experience excellent shipping services with efficient, smooth and transparent customs clearance.

*This is based on analysis carried out by FedEx in November 2021 of UPS NA1 and Express parcel services and DHL Express parcel services as quoted online and compared with FedEx International Priority and FedEx International Priority Express services between approximately 140,000 postcode origin-destination pairs, from 17 European countries and taking into account GDP weighting, to key business districts in the U.S. Further information is available upon request. 17 European countries: Austria, Belgium, Czech Republic, Denmark, Finland, France, Germany, Hungary, Italy, Luxembourg, the Netherlands, Norway, Poland, Spain, Sweden, Switzerland, United Kingdom. U.S. key business centres: per County Business Patterns (CBP) provided by U.S. Census Bureau.

**Availability of services and transit times referred to may vary depending on origin and destination. Terms and conditions apply – visit [fedex.com](https://www.fedex.com) for full details of our services.



- Next business day delivery by 4.30 p.m. under late booking time
- 1 or 2 business days by 10.30 a.m.** depending on your origin and booking time

Our FedEx Hub in Memphis, Tennessee

FedEx continues to grow, and one of the most exciting projects is the FedEx Hub in Memphis, Tennessee.



The \$1 billion renovation to expand and modernize this hub began in March 2019 and is targeted to be completed in 2025.



FedEx is the largest private employer in Memphis, as well as the largest tenant of the Memphis International Airport, one of the largest air cargo facilities in the world.



Sources accessed on March 10, 2022: [FedEx Newsroom](#) (July 2019), [We are Memphis](#) (March 2018)

Major expansion at Miami International Airport

Expansion of the customs clearance area will help accelerate international operations because it reduces the time required for customs clearance

Enhancements include the largest cold chain facility in the FedEx global network, more than doubling capacity of customs clearance area.

FedEx Express completed a major expansion of its air cargo hub located at Miami International Airport. The expansion will increase capacity and capabilities at the company's Americas gateway, which connects the U.S. and Canada to Latin America and the Caribbean.

The enhancements include a new customs clearance area and a new 70,000-square-foot cold chain facility, the largest in the FedEx global network. The expansion will create hundreds of new jobs at the hub during the holiday shipping season.



Source accessed on March 10, 2022: [FedEx Newsroom](#) (December 2021)

For export shipments, **54 weekly flights** from Europe to the USA

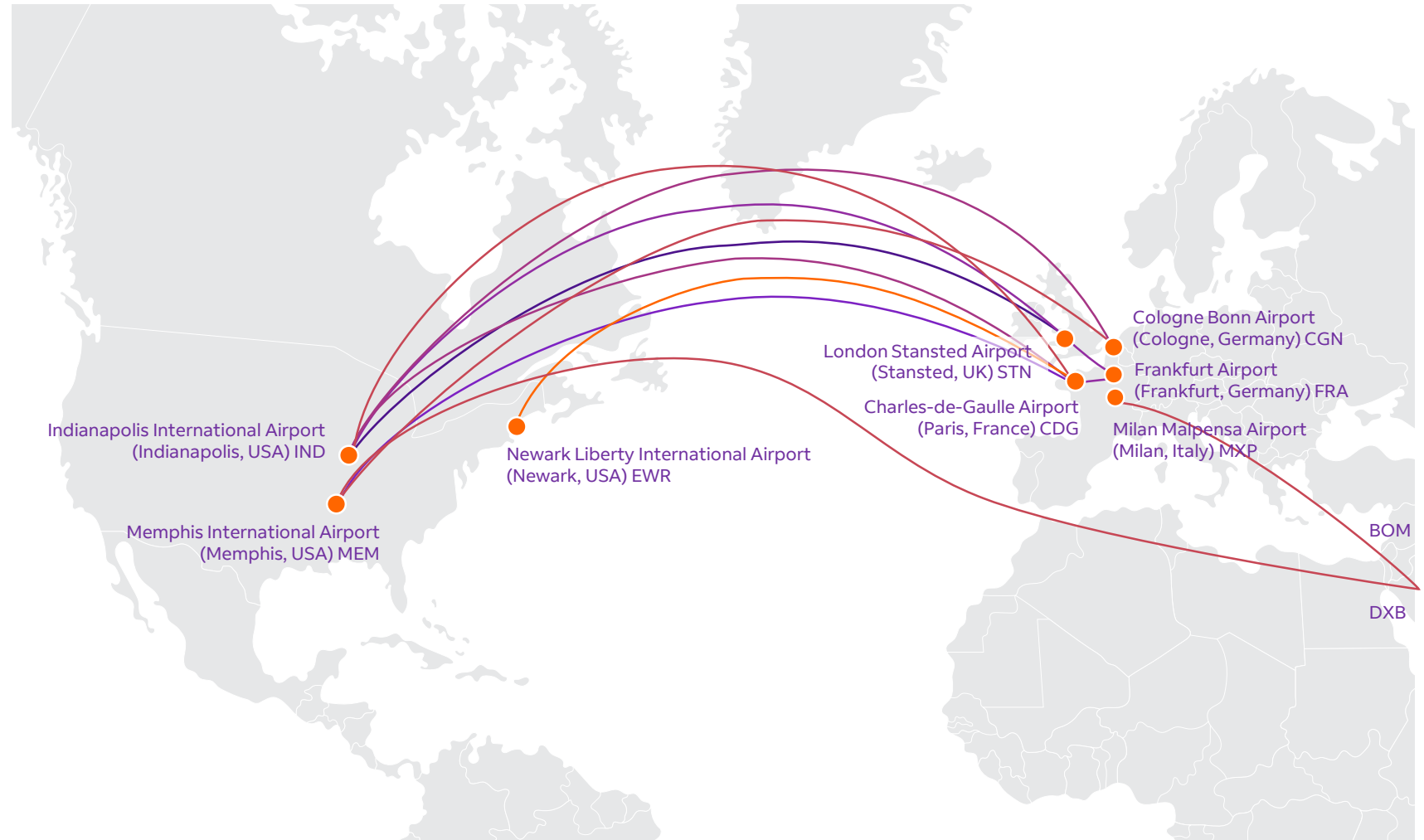
Origin-Destination	Number of flights every week
STN (United Kingdom) - MEM (United States)	6
CDG (France) - MEM (United States)	5
CDG (France) - STN (United Kingdom) - IND (United States)	4
FRA (Germany) - MEM (United States)	4
CGN (Germany) - MEM (United States)	6
BOM (India) - MXP (Italy) - MEM (United States)	4
DXB (United Arab Emirates) - CGN (Germany) - IND (United States)	6
CDG (France) - EWR (United States) - MEM (United States)	4
LGG (Belgium) - MEM (United States)	5
CDG (France) - IND (United States)	5
CDG (France) - EMA (UK) - IND (United States)	5



General representation current as of November 2021 and is valid on March 10, 2022. Information is subject to change without notice.


For import shipments, **41 weekly flights** from the USA to Europe

Origin-Destination	Weekly flights
MEM (USA) – STN (UK)	6
MEM (USA) – CDG (France)	5
IND (USA) - STN (UK) – FRA (Germany) – CDG (France)	3
IND (USA) – CDG (France)	4
MEM (USA) – CGN (Germany)	6
EWR (USA) – CDG (France)	4
MEM (USA) – DXB (UAE) / BOM (India) – MXP (Italy)	4
IND (USA) – CGN (Germany)	5
<i>New!</i> IND (USA) – CDG (France)	4



FedEx is the fastest way to more of the U.S.*

Select from a number of timed options connecting you to more of the U.S. faster than ever before. Our new service reaches the majority of key U.S. business centres by 4.30 p.m. the next day. **



Early morning

Reach selected destinations by early morning next-day**



10.30 a.m.

Deliver to most U.S. businesses by 10.30 a.m. in 1 or 2 days**



4.30 p.m.

Reach the majority of key U.S. business centres by 4.30 p.m. next-day with our improved priority service under our late collection **



Equal pricing

Get 2 U.S. services (10.30 a.m. and 4.30 p.m.) at equal cost, but with more flexibility and choice, allowing you and your customers to better manage volume and arrivals.**

*This is based on analysis carried out by FedEx in November 2021 of UPS NA1 and Express parcel services and DHL Express parcel services as quoted online and compared with FedEx International Priority and FedEx International Priority Express services between approximately 140,000 postcode origin-destination pairs, from 17 European countries and taking into account GDP weighting, to key business districts in the U.S.. Further information is available upon request. 17 European countries: Austria, Belgium, Czech Republic, Denmark, Finland, France, Germany, Hungary, Italy, Luxembourg, the Netherlands, Norway, Poland, Spain, Sweden, Switzerland, United Kingdom. U.S. key business centres: per County Business Patterns (CBP) provided by U.S. Census Bureau.

**Availability of services and transit times referred to may vary depending on origin and destination. Terms and conditions apply – visit [fedex.com](https://www.fedex.com) for full details of our services.

Our retail footprint

We offer a range of options from full-service printing and shipping to pack, ship and hold services, to quick drop-off points.

Our 60,000 locations for U.S. consumers include

- FedEx drop-off and pickup available in over 18,000 locations including Walgreens, Dollar General, and Albertsons
- FedEx ShipSite at Office Depot OfficeMax locations
- FedEx Ship Center® and FedEx Authorized ShipCenter® locations
- ~32,000 FedEx® Drop Box locations
- FedEx Office locations in Walmart stores



Our Services

More options, more opportunities to connect the USA and Europe

TIME CRITICAL

For your most urgent shipments



Dedicated Vehicle



Next Flight Out



On-board Courier

TIME & DAY DEFINITE SERVICES

When speed and certainty are important, choose our time- and day-definite *Express services — for packages up to 68kg.



Express

FedEx International Priority® :
2 business days* between major European cities and the US

Economy

FedEx International Economy® :
for less urgent shipments

3-5 business days* between major European cities and the US

OTHER SERVICES

For our special requirements



International Dangerous Goods (Air)



Global Third Party



International Direct Distribution Solutions

FREIGHT SERVICES

For your heavyweight shipments between 68kg-1,000 kg



FedEx International Priority® Freight

FedEx International Economy® Freight

* Availability of services and transit times referred to may vary depending on origin and destination. Terms and conditions apply – visit fedex.com and tnt.com for full details of our services.



FedEx is consistently named among the world's most valuable and admired brands.

FORTUNE

No. 16 among “World’s Most Admired Companies”

Time

One of the “Time 100 Most Influential Companies”

Newsweek Magazine

America’s Best Customer Service 2021 - #1 for Shipping and Delivery Services

Forbes

One of the “Best Employers for Diversity”

Forbes

“World’s Most Valuable Brands”

U.S. Chamber of Commerce Foundation

“Corporate Citizenship Hall of Fame Inductee”



Other U.S. news includes our Salesforce partnership and autonomous vehicles

FedEx is teaming up with Aurora and PACCAR to test autonomous linehaul technology.

FedEx is collaborating with Aurora and PACCAR to test Aurora's autonomous driving technology in PACCAR state-of-the-art Autonomous Vehicle Platform-equipped trucks within FedEx linehaul trucking operations. Aurora is a leading autonomous technology developer and PACCAR is one of the largest medium-and heavy-duty vehicle manufacturers in the world. (Read more [here](#))

FedEx and Nuro advance last-mile logistics with autonomous vehicles.

This multi-year, multi-phase agreement will test Nuro's next-generation autonomous delivery vehicle within FedEx operations. This pilot marks Nuro's expansion into package logistics and allows FedEx the opportunity to explore various use cases for on-road autonomous vehicle logistics, including multi-stop and appointment-based deliveries.

FedEx and Salesforce partner to deliver fast and easy shipping, end-to-end e-commerce, and supply chain management.

This multi-year partnership integrates Salesforce Commerce Cloud and Salesforce Order Management with innovative capabilities from FedEx and ShopRunner, its e-commerce platform and subsidiary. With an integrated platform to run some of the most essential parts of their business independently, companies will be able to unify the customer journey to help drive new demand and increase conversion on their owned channels.



Spot on USA
Explore opportunities with us

Spot on USA | March 2022

Availability of services and transit times referred to in this presentation may vary depending on origin and destination. Terms and conditions apply – visit [fedex.com](https://www.fedex.com) and [tnt.com](https://www.tnt.com) for full details of our services.